



BIOLOGICAL CLASSIFICATION

(BIOLOGY)

JOIN US FOR FREE STUDY MATERIAL

❖ Telegram Official Channel	❖ Telegram.me/ExamsRoad
❖ Facebook Official Page	❖ FB.com/ExamsRoadOfficial
❖ Twitter Official Handle	❖ Twitter.com/ExamsRoad
❖ Instagram Official Page	❖ Instagram.com/ExamsRoad
❖ YOUTUBE Official CHANNEL	❖ Free Video Classes for All Exams Click Here Subscribe Now

About ExamSRoad.com -

ExamsRoad.com is focused on JEE Mains, JEE Advanced, NEET, AIIMS & Various Engineering & Medical Exams. We provide the best and easy way to learn Physics, Chemistry, Maths & Biology. We also provide detailed NCERT solutions for Class 12th, 11th, 10th, 9th, 8th, 7th & 6th.

Our key content includes

- Short Tricks &
- Doubt Solution
- NCERT Solution
- Detailed Explanation
- Previous JEE & NEET Question Papers with solution
- Quizzes
- Study Material



BIOLOGICAL CLASSIFICATION

Systems of Classification:

- Identification of differences among organisms and placing them into groups that reflect their most significant features and relationship is called **biological classification**.
- Biological classification was first proposed by Aristotle who divided plants into herbs, shrubs and trees. Animals were classified into RBC's and without RBC's.

Two kingdom classification:

Artificial System	Natural System
1. This system utilizes one or two morphological traits.	1. This system employs several morphological characters for grouping of organisms.
2. May use habit and habitat as criteria for grouping.	2. A natural system uses habit and habitat as criteria for classification.
3. Homology is never studied.	3. It studies homology in all characters including morphology, anatomy, cytotaxonomy, molecular systematics etc.
4. The system gives no information about natural relationships or phylogeny.	This system gives information about both natural relationships and phylogeny.
5. It often results in placing unrelated organisms in a group.	5. There is little chance of placing unrelated organisms in a group.
6. Related organisms often get separated into different groups.	6. Related organisms are placed in the same groups.

- Artificial system of classification was adopted by **Pliny the Elder** for animals on the basis of habitat, e.g. land, air and water.
- Proposed by Linnaeus.
- The first natural system of classification was proposed by **Schimper** (1879) followed by **Eichler** (1883).

Five kingdom classification:

(1) Given by R. H. Whittaker (1969).

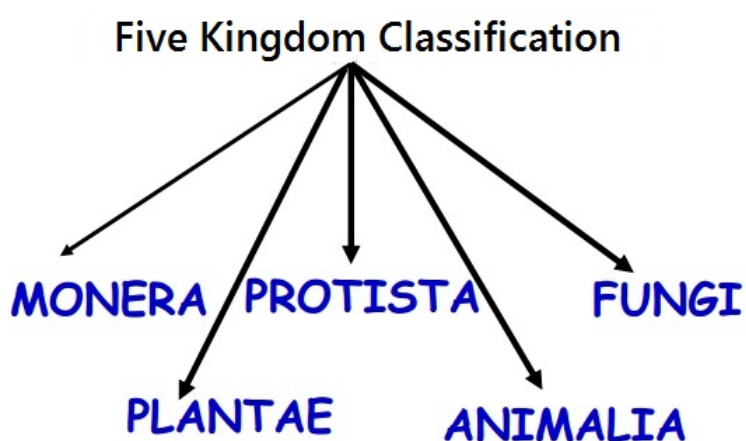
(2) The five kingdom classification of Whittaker was based on 3 characters:

(a) **Complexity of cell:** Cell is prokaryote or eukaryote, on this basis, kingdom Monera is formed. And all the prokaryotes are grouped into it.

(b) **Complexity of organism:** Organism is unicellular or multicellular, on this basis kingdom Protista was formed, and all the unicellular eukaryotes are grouped into it.

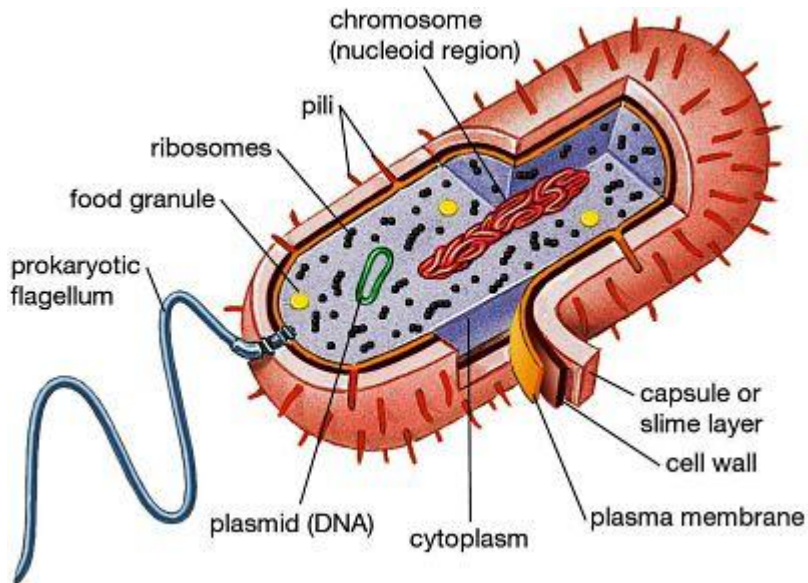
(c) **Nutrition:** Organism is autotrophic or heterotrophic, on this basis kingdom Fungi, Plantae and Animalia were formed.

(3) The five kingdoms classified by Whittaker are:



Kingdom Monera:

- Includes prokaryotes.



- Typically unicellular organisms (but one group is mycelia).
- genetic material is naked circular DNA, not enclosed by a nuclear envelope.
- Ribosomes and simple chromatophores are the only subcellular organelles in the cytoplasm. The ribosomes are 70S.
- Sap vacuoles do not occur. Gas vacuole may be present.
- The predominant mode of nutrition is absorptive. But some groups are photosynthetic and chemosynthetic.
- The organisms are non-motile or move by beating of simple flagella or by gliding.
- Flagella is composed of many intertwined chains of a protein **flagellin**.
- Moneran cells are microscopic.
- Most organisms bear a rigid cell wall (peptidoglycan).
- Reproduction is primarily asexual by binary fission or budding. Mitotic apparatus is not formed during cell division.
- Examples: bacteria, actinomycetes, mycoplasma and cyanobacteria.
- Smallest and most abundant organism on Earth.

Bacteria:

- Bacteria are found in various shapes like:

- a) Coccus (spherical)
- b) Bacillus (rod-shaped)
- c) Vibrio (comma shaped)
- d) Spirillum (spiral shaped)

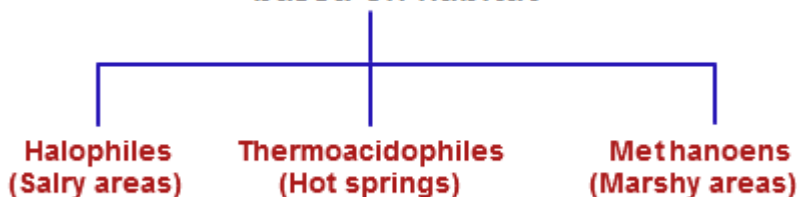
**Coccus****Bacillus****Vibrio****Spirillum**

- Bacteria found almost everywhere and can be Photosynthetic autotrophs, Chemosynthetic autotrophs or Heterotrophs.

Archaeobacteria:

- Archaeobacteria have different cell wall structures due to which they can live in most harsh habitats.

- a) Halophiles** (salt-loving), e.g., halobacterium and halococcus
- b) Thermoacidophiles** (in hot springs), e.g., sulfolobus and thermoplasma
- c) Methanogen** (marshy area), e.g., Methanobacterium, Methanolinea

**Classification of Monera
based on habitat**

- Methanogens are also found in the guts of several ruminant animals such as cows and buffalos and they are responsible for the production of methane (biogas) from the dung of these animals.

Eubacteria:

- These are also known as true bacteria.
- They have a rigid cell wall.
- They possess flagellum, if motile.
- They are also known as blue green algae or **Cyanobacteria**.
- Cyanobacteria are **photosynthetic autotrophs**.
- These are unicellular, colonial or filamentous algae.
- Colonies are surrounded by **gelatinous sheath**.
- Some of the eubacteria can fix atmospheric nitrogen by specialized cells, e.g. *Anabaena* and *Nostoc*. These special cells are called **heterocyst**.
- **Chemosynthetic autotrophs**: Oxidize various inorganic substances such as nitrates, nitrites and ammonia and use the released energy for their ATP production. They play a great role in recycling nutrients like nitrogen, phosphorus, iron and sulphur.
- **Heterotrophic bacteria**: The most abundant in nature
 - a) Most of them are decomposer
 - b) They are helpful in making curd from milk.
 - c) They are helpful in Production of antibiotics
 - d) Some are pathogens causing diseases like cholera, typhoid, and tetanus.
- Bacteria reproduce mainly by **fission**, and also produce **spore** in unfavorable condition.
- Reproduce sexually by transfer of DNA from one bacteria to another, the process called **conjugation**.

Mycoplasma:

- Completely lack a cell wall.
- Smallest living cells known.
- Can survive even without oxygen.
- Pathogenic in animals and plants.

Kingdom Protista:

- All are unicellular and eukaryotic.
- Primarily aquatic, can live in moist places.



- Forms a link with the others dealing with plants, animals and fungi.
- The cell body contains a well defined nucleus and membrane bound organelles.
- Some have cilia or flagella.
- Reproduce asexually and sexually by a process involving cell fusion and zygote formation.

Chrysophytes:

- Includes diatoms and **golden algae** (desmids)
- Photosynthetic.
- They are found in freshwater as well as in marine environments.
- Mostly planktonic (passive swimmer)
- Cell walls overlap to fit together like a soap box.
- Cell wall contains silica, hence indestructible.
- Their accumulation forms '**Diatomaceous Earth**'.
- Used in polishing, filtration of oils and syrups.
- Diatoms are the chief '**producers**' in the oceans.

Dinoflagellates :

- Marine, photosynthetic.
- Cell wall has stiff cellulose plates.
- Appears yellow, green, brown, blue or red depending on the pigments.
- Have two flagella – one longitudinal and other transversely in a furrow between wall plates.
- Red Dinoflagellates (*Gonyaulax*) form **red tides**.

Kingdom Fungi

- Fungi are eukaryotic organisms.
- They are non-vascular.
- They reproduce by means of spores called **conidia** or **sporangiospores** or **zoospores**.
- Depending on the species and conditions both sexual and asexual spores may be produced.
- They are non-motile.
- Exhibit the phenomenon of alternation of generation.

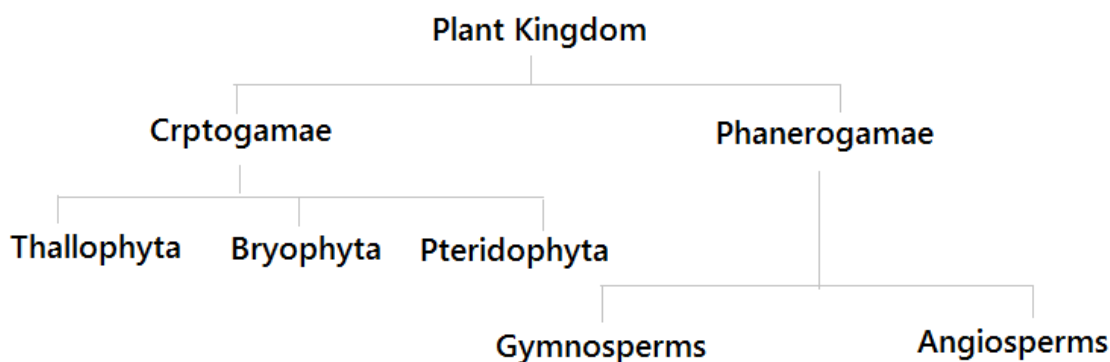


- The vegetative body of the fungi may be unicellular or composed of microscopic threads called **hyphae**. The network of hyphae is known as **mycelium**.
- The structure of the cell wall is similar to plants but chemically the fungi cell wall is composed of chitin.
- Fungi are heterotrophic organisms.
- They digest the food first and then ingest the food and in order to accomplish this fungi produce exoenzymes.
- Store their food as starch.
- Biosynthesis of chitin occurs in fungi.
- The nucleus of the fungi is very small.
- During mitosis the nuclear envelope is not dissolved.
- Nutrition in fungi is saprophytic, or parasitic or symbiotic.
- Reproduction in fungi is both by sexual and asexual means. Sexual state is referred to as **teleomorph**, asexual state is referred to as **anamorph**.

Taxonomic class of Fungi	Hypha	Type of Reproduction	Characteristic spore	Origin of Spore	Examples of Fungi
Phycomycetes	Asptate	Asexually	Sporangio-spore	Sporangio-phore	Nuisance fungi including general Absidia, Muclor, and Rhizopus
		Sexually	Zygospore or oospore	Fussion of nuclei	
Ascomycetes	Septate	Asexually	Blastospore Conidium	Budding Conidio-phore	Allescheria Aspergillus Piedraia
		Sexually	Ascospore	Ascus	Saccharomyces (perfect yeast)
Basidiomycetes	Septate	Sexually	Basidio-spore	Basidium	Mushrooms, smuts and rusts
Deutero-mycetes (fungi imperfecti)	Septate	Asexually	Thallospore	Thallus (hypha)	Most saprophytes and pathogens encountered in medical mycology (Imperfect mold and yeast)
			Conidium	Conidio-phore	

Kingdom Plantae

- Most of the plants are eukaryotic.
- They contain chlorophyll.
- Cells are surrounded by cell walls.
- Cell walls of plant cells are composed of cellulose.
- They have an ability to grow by cell division. Growth occurs due to the presence of definite growing points or cells. In higher forms, growing areas are called meristems.
- In the life cycle of plant cells, the interchanges occur from the embryos and are supported by other tissues and self produce.
- Plants have tissue and organs.
- They obtain their energy from the sun through photosynthesis.
- Plants reproduce both sexually and asexually. **Alternation of generation** is found in plants.
- They lack motility.



Kingdom Animalia

- Animals are eukaryotic, multicellular and heterotrophic organisms.
- They have multiple cells with mitochondria
- They depend on other organisms for food.
- Biologists recognize 36 phyla in the animal kingdom.
- The size of animals ranges from a few celled organisms like the mesozoans to animals weighing many tons like the blue whale.
- The animal cell contains organelles like the nucleus, mitochondria, Golgi complex, endoplasmic reticulum, ribosomes, lysosomes, vacuoles, centrioles, and cytoskeleton.

- They have a tissue/organ/organ system.
- Organ systems are skeletal system, muscular system, digestive system, respiratory system, circulatory system, excretory system, reproductive system, immune system and the endocrine system.
- Most animals have the ability to move, they show rapid movement as compared to other organisms.

